



Membership Sign-Up FAQ

Use this guide to choose your membership, create your Trackman account, confirm your email address, and complete checkout.

Important: Open Tee memberships are managed through Trackman. You must create or use a Trackman account before checkout can be completed.

Quick steps

- Go to the membership section on the Open Tee Indoor Golf website.
- Review the available membership types and click Sign up on the membership you want.
- You will be taken to the Trackman booking page. Confirm the membership type and add it to your basket.
- At checkout, log in with Trackman or select Create account if you are new.
- Enter your name and email address to create your Trackman account.
- Open the confirmation email from Trackman and confirm your email address.
- Return to checkout and complete your membership purchase.

Step 1: Choose your membership type

Start on the Open Tee Indoor Golf website and view the available membership options. Each membership card shows the monthly price, member benefits, booking access, guest privileges, and any founding member offer details.

The screenshot displays the 'AVAILABLE MEMBERSHIP TYPES' section of the Open Tee Indoor Golf website. It features three membership options, each with a 'Sign up' button. To the right, there are navigation buttons for 'Back' and 'Next', and a 'MEMBERSHIPS' section with links for 'Book a bay' and 'Gift Cards'.

AVAILABLE MEMBERSHIP TYPES

These are the types of memberships on offer at Open Tee Indoor Golf.

Membership Type	Price / month	Founding Member Special
Founder Elite Membership	\$249.00	The first 25 Elite Memberships are just \$249/month . After those are claimed, the standard rate will be \$299/month .
Founder Core Membership	\$199.00	The first 25 Core Memberships are just \$199/month . After those are claimed, the standard rate will be \$249/month .
Founder Practice & Play Membership	\$99.00	The first 25 Practice & Play Memberships are just \$99/month . After those are claimed, the standard rate will be \$119/month .

Member Benefits

Founder Elite	Founder Core	Founder Practice & Play
<ul style="list-style-type: none">✓ 24/7 Unrestricted Membership✓ Up to 3 guests allowed per visit✓ 2-week advance booking✓ 2 active bookings✓ Access to Member only events✓ Complimentary Lesson with Olly Thomson✓ 3-month commitment✓ Only 25 Founder Memberships available at \$249	<ul style="list-style-type: none">✓ 14 booking hours per month✓ 2-week advance booking✓ Enjoy 24/7 access✓ 2 active bookings✓ 2 free guests per visit✓ Access to Member only events✓ 3-month commitment✓ 20% off golf lessons✓ 20% off extra hours	<ul style="list-style-type: none">✓ 6 hours per month✓ 1-week advance booking✓ Monday to Friday 24 hour access✓ 2 active bookings✓ 1 free guest per visit✓ 20% discount off extra hours✓ 3-month commitment✓ First 25 Members...\$99/month

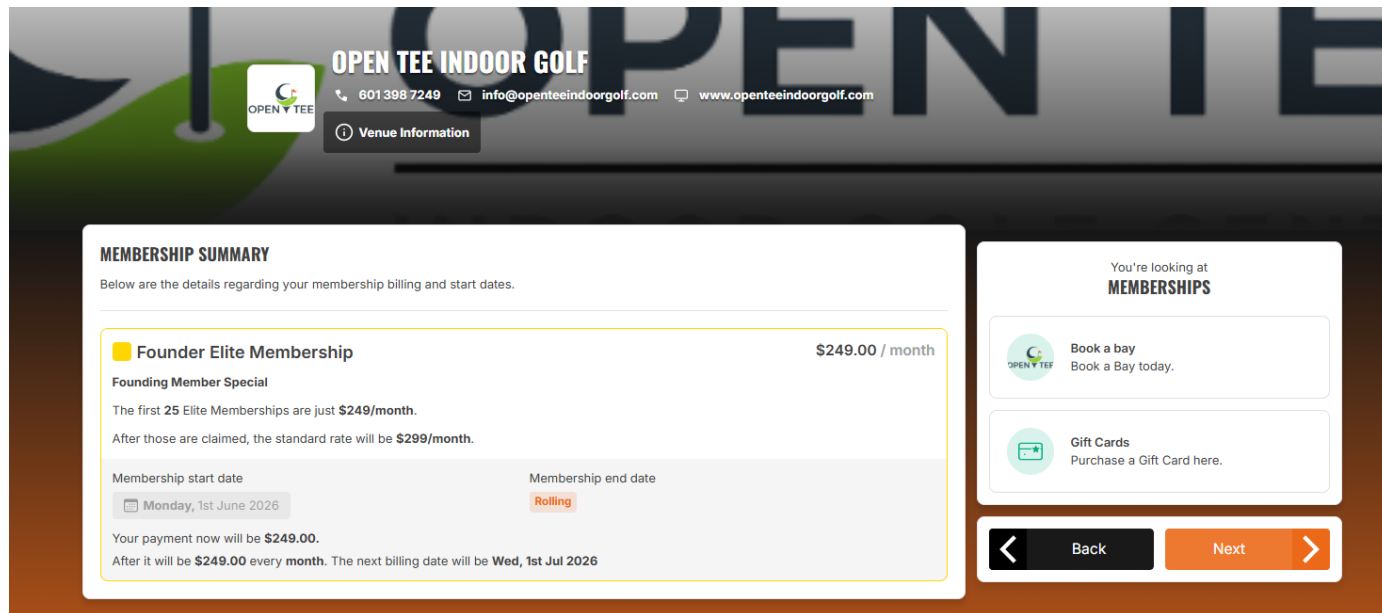
Navigation: Back, Next

MEMBERSHIPS: Book a bay (Book a Bay today), Gift Cards (Purchase a Gift Card here)

Screenshot 1: Review the available membership types and click "Sign up" on the membership you want.

Step 2: Confirm your membership on the Trackman booking page

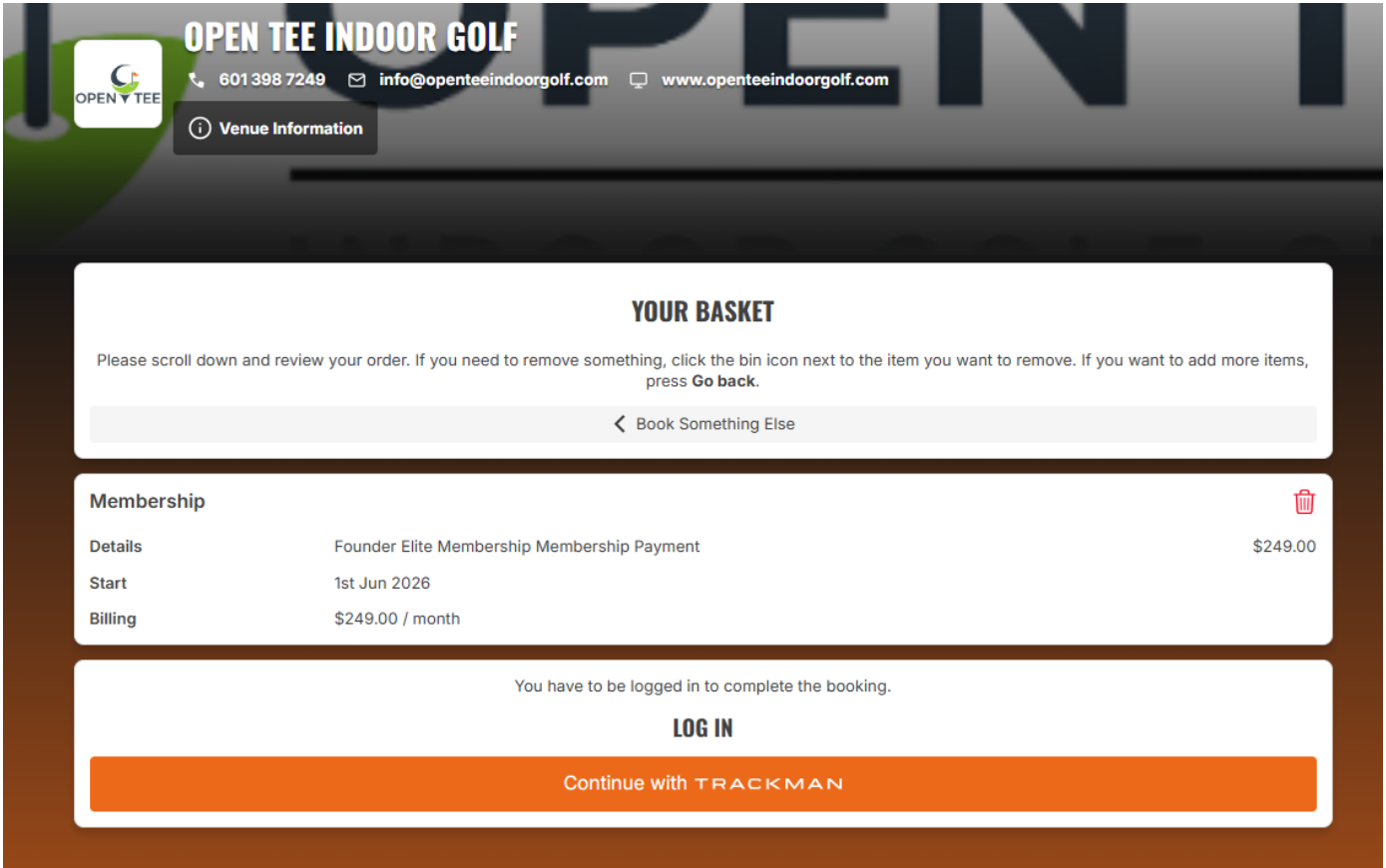
After clicking Sign up, you will be redirected to the Open Tee booking page powered by Trackman. Review the membership summary carefully. Check the start date, billing amount, and monthly billing details before selecting Next.



Screenshot 2: Review the membership summary and confirm the membership details.

Step 3: Review your basket

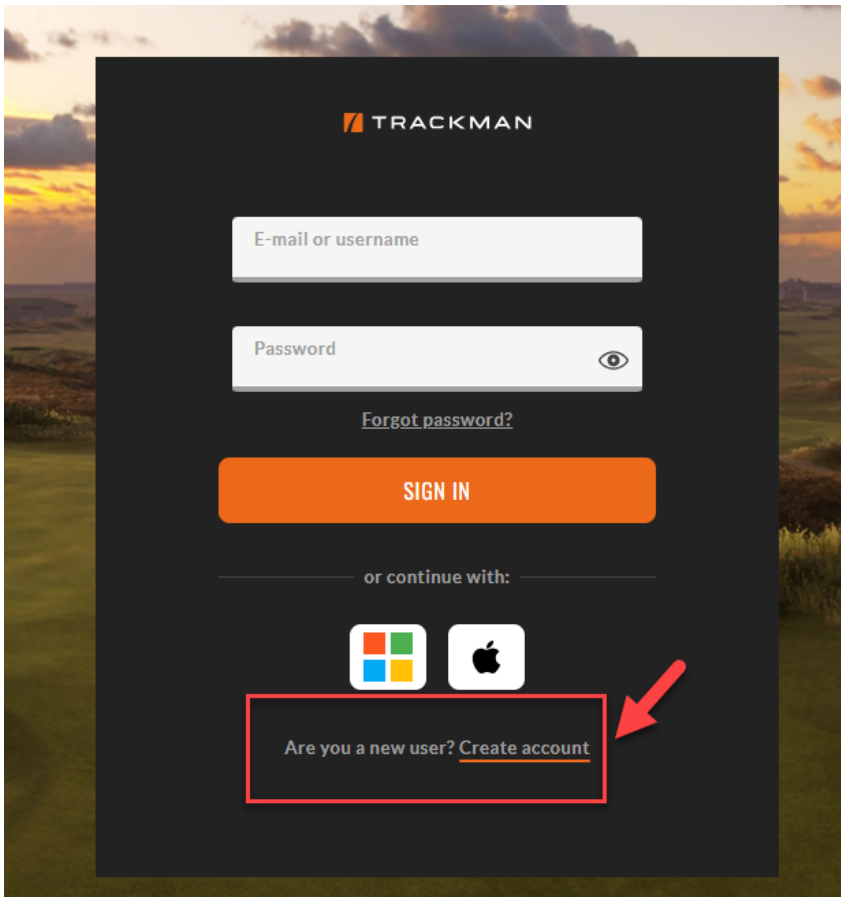
Your selected membership will appear in your basket. Make sure the correct membership and billing amount are listed. You will need to be logged in to complete the booking.



Screenshot 3: Check your basket before moving to Trackman login or account creation.

Step 4: Create or log in to your Trackman account

If you already have a Trackman account, sign in with your existing details. If you are new to Trackman, choose Create account. Trackman will ask for your name and email address.



Screenshot 4: New users should choose “Create account” on the Trackman login screen.

Step 5: Confirm your email address before checking out

Once your Trackman account has been created, Trackman will send a confirmation email. You must confirm your email address before you can finish checkout. Check your inbox first, and then check your spam or junk folder if the email does not appear within a few minutes.

Frequently asked questions

Do I have to create a Trackman account?

Yes. Open Tee uses Trackman for membership management, bay bookings, and player access. Your Trackman account connects your membership to the booking system.

What if I already have a Trackman account?

Use your existing Trackman email address and password. You do not need to create a second account.

Why can't I complete checkout straight away?

Most likely, your Trackman email address has not been confirmed yet. Open the confirmation email from Trackman and confirm your email address, then return to checkout.

I did not receive the Trackman confirmation email. What should I do?

Check your spam, junk, promotions, or clutter folders. If it still is not there, try resending the confirmation email through Trackman. If you are still stuck, contact Open Tee and we will help.

When does my membership start?

Your start date is shown in the membership summary before checkout. Please review this carefully before completing your purchase.

Who do I contact if I need help joining?

Email info@openteeindoorgolf.com We can help you get set up if the sign-up process gives you trouble.

Need help? Email info@openteeindoorgolf.com